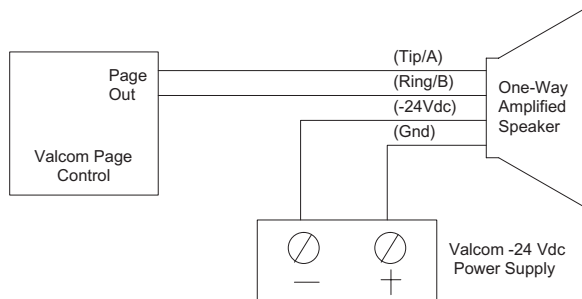
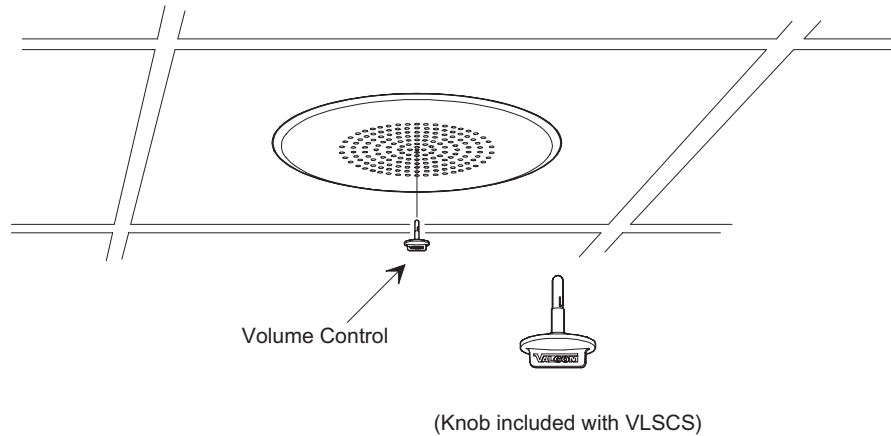


INSTALLATION INSTRUCTIONS FOR



SUPERVISED CEILING SPEAKER WITH AMPLIFIER

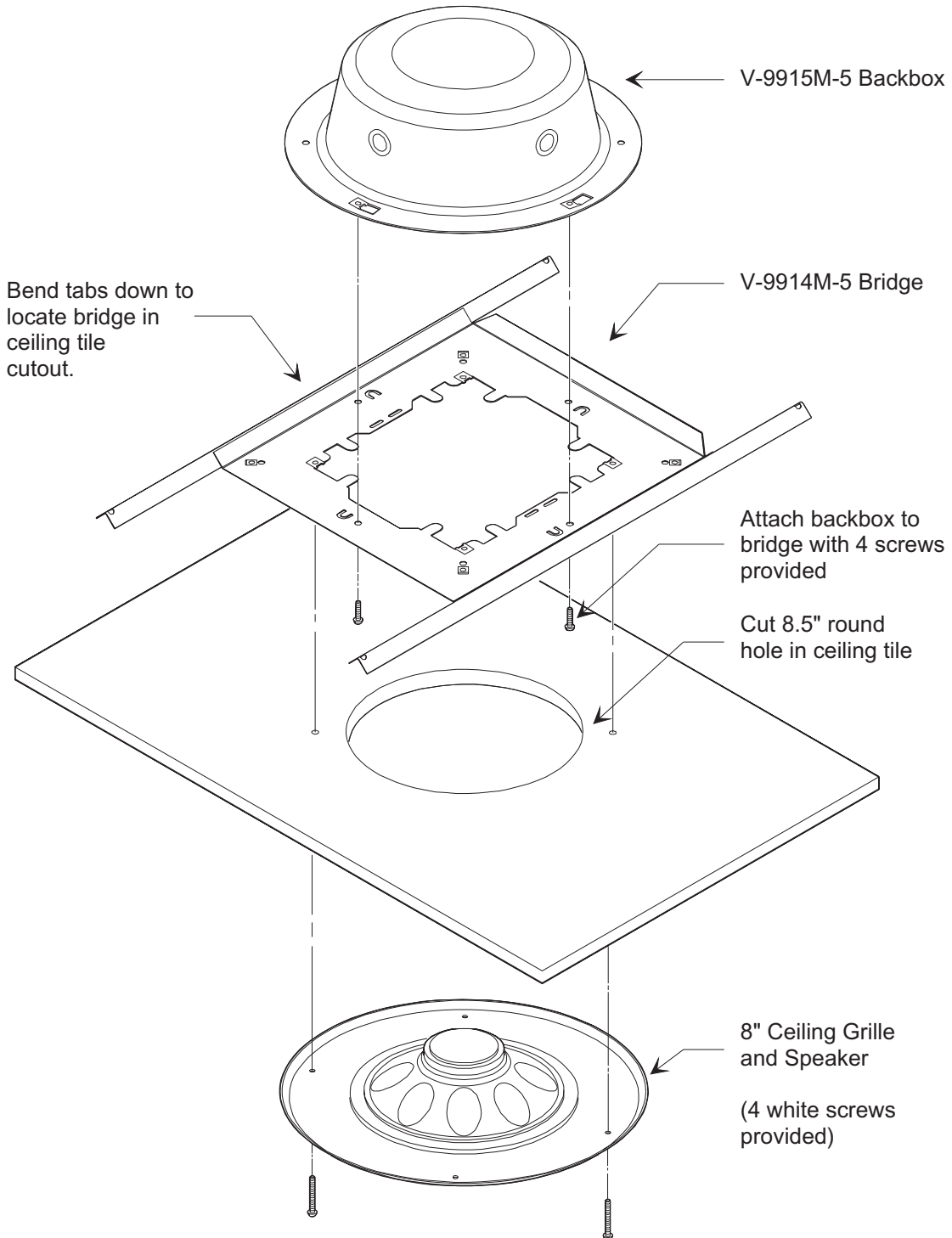
Valcom Supervised Ceiling Speaker, VLSCS, is self-amplified and capable of reproducing voice paging as well as background music. The VLSCS features a removable volume control knob or volume can be adjusted by a screwdriver through the center hole on the grille. Input and output connections on the amplifier allow easy chaining of speakers. The unit requires -24 Vdc, 50 mA (1 power unit).



NOTE: Do not connect this speaker directly to a 25/70/100 volt amplifier as damage to both the amplifier and speaker may occur. A V-1095 may be used to allow the use of Valcom self-amplified speakers on 70V speaker lines.

TYPICAL CONNECTIONS

FIGURE 2: VLSCS INSTALLATION INSTRUCTIONS



The V-9914M-5 is recommended for use where extra speaker support is needed. A V-9915M-5 may be added for backbox protection. A V-9916M (bridge/backbox combination) is also available.

COVERAGE

The area covered by a ceiling speaker is determined by the height of the ceiling. If ceiling height is 8', the speaker will cover 256 sq. ft. With a ceiling height of 10 feet, the speaker will cover 400 sq. ft. If the ceiling is 20 feet high, the speaker will cover 1600 sq. ft.

Table 1 - Number of Speakers per Audio Run

Wire Run(Ft.)	22 AWG	24 AWG
100	150	150
200	150	120
400	100	60
800	50	30
1600	25	15

TECHNICAL ASSISTANCE

When trouble is reported, verify there are no broken connections. Assistance in troubleshooting is available from the factory. Call (540) 427-3900 and ask for Technical Support or call (540) 427-6000 for Valcom 24- hour Automated Support.

Valcom equipment is not field repairable. Valcom, Inc. maintains service facilities in Roanoke, VA. Should repairs be necessary, attach a tag to the unit clearly stating company name, address, phone number, contact person, and nature of the problem. Send the unit to:

Valcom, Inc.
Repair & Return Dept.
5614 Hollins Road
Roanoke, VA 24019-5056

TROUBLESHOOTING CHART

SYMPTOM	ACTION
1. No audio from speaker.	1a. Check that volume control is turned up (clockwise). 1b. Using a lineman's test set check for the proper audio level on the Tip and Ring leads, and if necessary also at the source.
2. Low volume from speaker.	2a. Check that volume control is turned up. 2b. Check voltage at the speaker assembly when in use, -18 to -24VDC required. 2c. Using a lineman's test set, check for the proper audio level on Tip and Ring leads. It is possible that some low level audio will be heard with only one side of Tip and Ring connected.
3. Loud squeal (feedback).	3a. Turn down (counter-clockwise) volume of the speaker. 3b. Increase the distance between the telephone and speaker. 3c. Install a noise canceling handset on the telephone in severe problem areas. 3d. Add a V-9962 Digital Feedback Eliminator.

VALCOM LIMITED WARRANTY

Valcom, Inc. warrants its products to be free from defects in materials and workmanship under conditions of normal use and service for a period of one year from the date of shipment. The obligation under this warranty shall be limited to the replacement, repair or refund of any such defective device within the warranty period, provided that:

- inspection by Valcom, Inc. indicates the validity of the claim,
- the defect is not the result of damage, misuse, or negligence after the original shipment.
- the product has not been altered in any way or repaired by others and that factory sealed units are unopened (A service charge plus parts and labor will be applied to units defaced or physically damaged),
- freight charges for the return of products to Valcom are prepaid,
- all units 'out of warranty' are subject to a service charge. The service charge will cover minor repairs (Major repairs will be subject to additional charges for parts and labor).

This warranty is in lieu of and excludes all other warranties, expressed or implied, and in no event shall Valcom, Inc. be liable for any anticipated profits, consequential damages, loss of time or other losses incurred by the buyer in connection with the purchase, operation, or use of the product.

This warranty specifically excludes damage incurred in shipment. In the event a product is received in damaged condition, the carrier should be notified immediately. Claims for such damage should be filed with the carrier involved in accordance with the F.O.B. point.

Headquarters:
 Valcom, Inc.
 1111 Industry Avenue
 Roanoke, VA 24013
 Phone: (540) 437-3900
 FAX: (540) 427-3517

In Canada
 CMX Corporation
 35 Van Kirk Drive #11 and 12
 Brampton, Ontario L7A1A5
 Phone: (905) 456-1072
 FAX: (905) 456-2269